



SALLY RIDE ELEMENTARY

Media Center Collection Development Plan
2023-24

[Kahlil Ortiz \(Oct 17, 2023 14:13 EDT\)](#)

Kahlil Ortiz
Principal

[Jennifer Daniels \(Oct 17, 2023 08:57 EDT\)](#)

Jennifer Daniels
Certified Educational Media Specialist

Table of Contents

Table of Contents	2
Executive Summary	3
District Strategic Plan 2025	3
School Collection Development Plan	3
School Assessment Analysis	4
Collection Analysis	5
Collection Analysis by Category	6
Notes	6
Representation Analysis	7
Results	7
Strategic Focus	8
Budget and Purchasing Plan	9
Annual Budget 2023-2024	9
Purchasing Plan 2023-2024	9
Year-to-Year Collection Change	10

Executive Summary

District Strategic Plan 2025

Orange County Public Schools is the eighth-largest school district in the United States and the fourth largest in Florida. The district serves more than 206,000 students at 202 schools and is one of the largest employers in Central Florida with more than 25,000 team members.

Vision: To ensure every student has a promising and successful future.

Mission: With the support of families and the community, we create enriching and diverse pathways to lead our students to success.

School Collection Development Plan

SALLY RIDE ELEMENTARY serves 389 students enrolled in grades #N/A. The student population's ethnicity is 60% Hispanic and 40% Non-Hispanic students. Additionally, we serve a diverse population made up of 70% White, 19% Black, 0% Native, 4% Asian, 2% Pacific, and 5% Multicultural students.

The administration includes Principal Kahlil Ortiz and Assistant Principal Holly Watts. SALLY RIDE ELEMENTARY is proud to offer the many special programs which provide students with opportunities. These include lots of STEM and STEAM activities as we are an Aviation & Aerospace Magnet School. We have a STEM Club, Solar Club, Garden Club, PenPal Club with students from the UCF Engineering program and our fifth graders, Music Club, Art Club, Chess Club, Social Skills Club and a Sunshine State Book Club. We also have an Exceptional Student Education (ESE) unit of intellectually underdeveloped and physically challenged students.

A thorough analysis of the current media center collection at SALLY RIDE ELEMENTARY indicates that the average age of the collection is 2010 and the number of books per student is 28. The [American Association for School Libraries](#) has established a criteria for highly effective media centers that includes a ratio of 15-20 books available per student in the collection. At this time, SALLY RIDE ELEMENTARY does not meet the recommended standards for the number of books per student.

The analysis of the collection also revealed the following areas of strengths and concerns:

- According to the Titlewise analysis, 34% of the collection is aged so I need to focus on weeding this school year and updating non-fiction titles.
- Our collection is currently 99% print titles so we need to add more digital titles. Through the district, our students do have access to 1,329 titles in Sora and 1,108 titles in Destiny.
- The Science and Technology books in our collection have a higher average publication date, to accentuate our Magnet program; however some titles still need to be weeded out.
- The Graphic Novels section is growing due to the popularity of this genre of books (grew by 50 books this year).
- Hispanic students are 60% of the school's population; however, we only have 124 titles or 1% of our collection reflecting their culture. We need to improve in this area.
- Weeding is a constant process and when completed the average age of the collection will greatly improve.

School Assessment Analysis

The school analysis provides an overview of the school's assessment data for the previous two school years.

Proficiency Data							
Assessment	2021-22	Assessment	2022-23	Assessment	2021-22	Assessment	2022-23
		Star Early Literacy Proficiency	43%				
		Star Reading Proficiency	48%			Star Math Proficiency	47%
FSA ELA Grade 3	39%	FAST ELA Proficiency Grade 3	36%	FSA Math Grade 3	57%	FAST Math Proficiency Grade 3	43%
FSA ELA Grade 4	52%	FAST ELA Proficiency Grade 4	41%	FSA Math Grade 4	52%	FAST Math Proficiency Grade 4	48%
FSA ELA Grade 5	54%	FAST ELA Proficiency Grade 5	41%	FSA Math Grade 5	42%	FAST Math Proficiency Grade 5	36%
NGSSS Sci 5 EOC	45%	NGSSS Sci 5 EOC	46%				

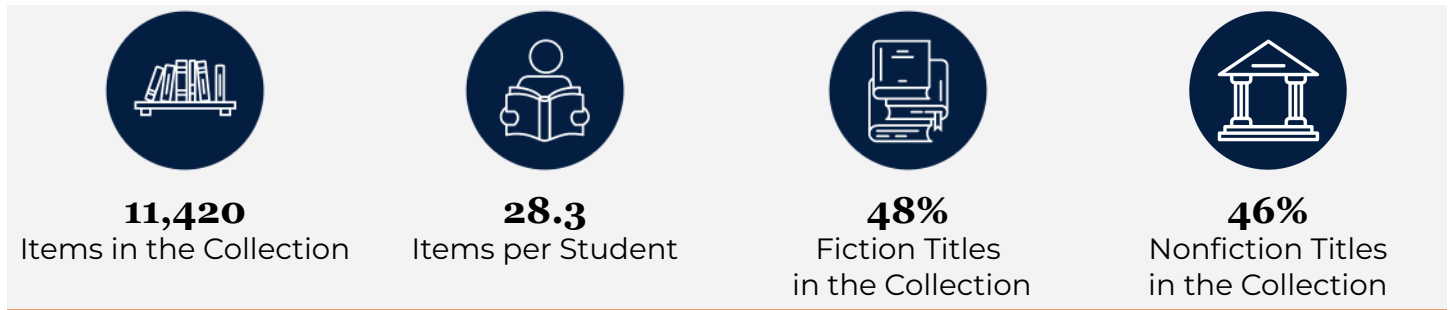
Comparison between 2021-22 and 2022-23 Testing Data

(adapted from <https://www.fldoe.org/accountability/assessments/k-12-student-assessment/results/2023.stml>)

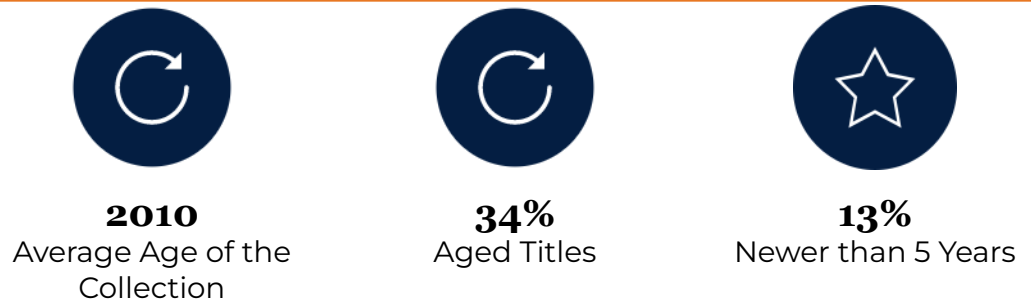
In 2023, the state transitioned from Florida Standards Assessments (FSA) to Florida Assessment of Student Thinking (FAST) for English Language Arts (ELA) and Mathematics. The 2022-23 for FAST and Benchmarks for Excellent Student Thinking (B.E.S.T.) End-of-Course (EOC) assessments are based on **provisional** achievement level cuts that are linked to each assessment's respective 2021-22 reporting scale. Comparisons should not be made between the 2023 data and previous years' data. The implementation of FAST K-2 in the 2022-23 school year was the first administration of statewide assessments for students in grades K-2. These assessments include Star Early Literacy Proficiency, Star Reading Proficiency, and Star Math Proficiency.

Collection Analysis

The collection is developed for and influenced by students, their interests, academic needs and alignment to the curriculum. The data below is a snapshot of the collection based on a Titlewise Analysis from July 2023. Purchasing or weeding after that time is not reflected in this data.



Library media resources are curated to include both recently published works and classics that both rightfully impact the average age of the collection.



Library media resources should be representative of the school. A commitment to representative literature is reflective of **OCPS values such as equity, inclusion, and respect.**

Social-Emotional Learning (SEL) library media resources can contribute to the **development of character and social-emotional skills**, one of the OCPS's key performance indicators.



Library media resources are distributed across the **Lexile reading level ranges** noted below.



Collection Analysis by Category

The information collected in this section provides a detailed look at the current library collection by classification and genre. The information was gathered from Follett Destiny, the library management system, and Titlewave, the vendor's ordering and analysis tool.

Section	# of Titles	Average Age
Computer Science, Information & General Works	55	2014
Philosophy & Psychology	65	2012
Religion	50	2015
Social Sciences	637	2010
Language	100	2009
Science	1516	2013
Technology	833	2013
Arts & Recreation	569	2012
Literature	217	2006
History & Geography	600	2013
Biography	512	2014
Easy	3276	2006
General Fiction	2152	2010
Graphic Novels	450	2015

Notes

- The Easy (picture books) area and Literature sections of our collection are the most aged. I need to reevaluate these books to update these sections.
- The Science and Technology books are high and with a higher average publication date, to accentuate our Magnet program; however I still need to weed out some older books in these sections.
- The Graphic Novels section is growing due to the popularity of this genre of books (grew by 50 books this year).

Representation Analysis

Enrollment & Demographic Data					
389 2023-24 Student Enrollment as of September 7, 2023	Subgroups		Federal Ethnicity		
	30% ELL	14% ESE	60% Hispanic	40% Non-Hispanic	
Federal Race Category					
70% White	19% Black	0% Native	4% Asian	2% Pacific	5% Multicultural

To deepen focus on strategic collection development, specific sections of the collection were analyzed in detail to determine whether the media center collection reflects and represents various points of view and experiences. The goal is to provide a balanced collection that can be both a mirror, to reflect a reader's experience, and a window, so readers can experience different viewpoints.

Results

Based on the available school data of SALLY RIDE ELEMENTARY in comparison to Collection Analysis results, it was found that:

Student Representation	% of Students	Total # of Titles	Total % of Titles	Avg. Age of Titles
Hispanic	60%	134	1%	2011
Black	19%	319	3%	2011
Asian	4%	167	1.5%	2010
Pacific	2%	18	0.2%	2012

- Hispanic students are 60% of the school's population; however, we only have 124 titles or 1% of our collection reflecting their culture. We need to improve in this area.

Strategic Focus

This page lists the priorities for selection and weeding for each school year and includes the action, updates, and outcomes. This is subject to change due to funding and time constraints.

School Year	Strategic Focus
<p>2023-2024</p>	<p>Selection Priorities</p> <ul style="list-style-type: none"> ● Priority 1--SSYRA, SSYRA Jr. & some Florida Literacy Association selections (based on reviews) ● Priority 2--new graphic novels and popular books from series, plus student and teacher requests ● Priority 3--replace damaged/weeded books from prior year for non-fiction section to match curriculum needs/requests by teachers
	<p>Weeding Priorities</p> <ul style="list-style-type: none"> ● Priority 1--damaged books in poor repair (then replace) ● Priority 2--extra SSYRA books with multiple copies ● Priority 3--non-fiction books with no circulation data (focus on 300 & 600 sections)
<p>2024-2025</p>	<p>Selection Priorities</p> <ul style="list-style-type: none"> ● Priority 1--SSYRA and SSYRA Jr. books for 2024-25 ● Priority 2--Update popular series and graphic novels ● Priority 3--Books by student/teacher requests
	<p>Weeding Priorities</p> <ul style="list-style-type: none"> ● Priority 1--Biography Section ● Priority 2--Science Section (500's) ● Priority 3--Fiction Easy books

Budget and Purchasing Plan

This page outlines the current budget available and specifically lists the priorities for this school year (2023-2024).

Annual Budget 2023-2024

State Funds	
<i>Source</i>	<i>Amount</i>
State (1001111000)	\$2,483.64
Internal Accounts	
<i>Source</i>	<i>Amount</i>
Scholastic Dollars	\$2293
Library Fines	\$100
Grants or Donations	\$1700
TOTAL	\$6577

Purchasing Plan 2023-2024

Approximate Purchasing Plan	
<i>Purpose</i>	<i>Amount</i>
SSYRA, SSYRA Jr. & FLA Books	\$1046
Graphic Novels, series updates, student requests (reviewed)	\$500
Non-Fiction updates to series (Scholastic Dollars)	\$700
Purchase more diverse titles (First Book Grant)	\$1200
Update weeded copies and damaged copies	\$1500
TOTAL	\$4946

Year-to-Year Collection Change





The information below represents the year-to-year change within the library media center collection from the 2022-23 to 2023-24 school year. The 2022-23 data is based on a collection analysis from June 2022, while the 2023-24 is based on a collection analysis from July 2023.

Data Reflection

- A decent amount of books were weeded as well as added to the collection but still more weeding is needed.
- The age of the collection is slowly improving.
- The representative titles in the collection still need improvement.

2022-23 Purchased and Weeded Materials

Materials Added to the Collection	491	Materials Weeded from the Collection	632
-----------------------------------	------------	--------------------------------------	------------

Category	2022-23	2023-24
 Items in the Collection	11564	11420
 Items per Student	29	28
 Average Age of Collection	2009	2010
 Representative Titles in the Collection	27%	27%

OCPS SALLY RIDE ELEMENTARY Collection Development Plan 2023-2024

Final Audit Report

2023-10-17

Created:	2023-10-17
By:	Jennifer Daniels (jennifer.daniels@ocps.net)
Status:	Signed
Transaction ID:	CBJCHBCAABAAAY3DpSJkanxyLM2Y7nSYC4_6DwU3VuVcC

"OCPS SALLY RIDE ELEMENTARY Collection Development Plan 2023-2024" History

-  Document created by Jennifer Daniels (jennifer.daniels@ocps.net)
2023-10-17 - 12:56:17 PM GMT - IP address: 168.184.84.92
-  Document e-signed by Jennifer Daniels (jennifer.daniels@ocps.net)
Signature Date: 2023-10-17 - 12:57:11 PM GMT - Time Source: server- IP address: 168.184.84.92
-  Document emailed to Kahlil Ortiz (kahlil.ortiz@ocps.net) for signature
2023-10-17 - 12:57:13 PM GMT
-  Email viewed by Kahlil Ortiz (kahlil.ortiz@ocps.net)
2023-10-17 - 1:12:46 PM GMT - IP address: 174.229.142.98
-  Document e-signed by Kahlil Ortiz (kahlil.ortiz@ocps.net)
Signature Date: 2023-10-17 - 6:13:51 PM GMT - Time Source: server- IP address: 174.229.142.98
-  Agreement completed.
2023-10-17 - 6:13:51 PM GMT